

Electronic housing - ME 22,5 UT/FE BUS/10+2 BU - 2706768

Please be informed that the data shown in this PDF Document is generated from our Online Catalog. Please find the complete data in the user's documentation. Our General Terms of Use for Downloads are valid (<http://download.phoenixcontact.com>)



Lower part of housing, integrated 10-pos. cross connection link for parallel through contacting, and 2-pos. connection link for serial contacting

Product Features

- 2 optional serial contacts (daisy chain)
- Can be snapped onto standard NS 35/7,5 and NS 35/15 DIN rails
- Gold contacts for data transmission and power supply (125 V, 8 A)
- Supply via standard MINI COMBICON plug



Key commercial data

Packing unit	1 1
Minimum order quantity	10 1
Weight per Piece (excluding packing)	58.0 GRM
Custom tariff number	85369010
Country of origin	Germany

Classifications

eCl@ss

eCl@ss 4.0	27180401
eCl@ss 4.1	27180401
eCl@ss 5.0	27180506
eCl@ss 5.1	27180506
eCl@ss 6.0	27180802
eCl@ss 7.0	27182702
eCl@ss 8.0	27182702

ETIM

ETIM 2.0	EC001031
----------	----------

Electronic housing - ME 22,5 UT/FE BUS/10+2 BU - 2706768

Classifications

ETIM

ETIM 3.0	EC001031
ETIM 4.0	EC001031
ETIM 5.0	EC001031

UNSPSC

UNSPSC 6.01	31261501
UNSPSC 7.0901	31261501
UNSPSC 11	31261501
UNSPSC 12.01	31261501
UNSPSC 13.2	31261501

Approvals

Approvals

Approvals

UL Recognized / cUL Recognized / cULus Recognized

Ex Approvals

Approvals submitted

Approval details

UL Recognized

cUL Recognized		
	B	D
Nominal current I _N	8 A	8 A
Nominal voltage U _N	300 V	300 V

Electronic housing - ME 22,5 UT/FE BUS/10+2 BU - 2706768

Approvals



Accessories

Accessories

Coding element

Coding star - CR-MSTB - 1734401



Coding section, inserted into the recess in the header or the inverted plug, red insulating material

Coding profile - CP-MSTB - 1734634



Coding profile, is inserted into the slot on the plug or inverted header, red insulating material

Filler plug

Electronic housing - ME B-SA/NS 35 - 2935959



Terminal cover, 1 strip covers up to 12 terminal points, for ME-BUS male side, (female side)

Mounting material

Components of electronic housing - ME-SAS - 2853899



Shield connection clamp for printed circuit terminal block

Electronic housing - ME 22,5 UT/FE BUS/10+2 BU - 2706768

Accessories

Electronic housing - ME DH27 NS 35 - 2908760

Spacers, for protection of the input or output contacts for DIN rail NS 35, width [B] 27 mm



Electronic housing - ME DH36 NS 35 - 2909895

Spacers, for protection of the input or output contacts for DIN rail NS 35, width [B] 36 mm



Electronic housing - ME B-KA BU - 2735690

Terminal cover, 1 strip covers up to 12 terminal points, for ME-BUS terminal opening, (male side)

Electronic housing - ME B-22,5 MSTBO BU - 2907813

Filler plugs, for unoccupied terminal points

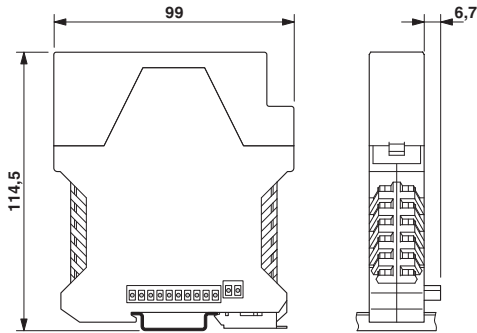
Electronic housing - ME B-22,5 MKDSO BU - 2908359

Filler plugs, for unoccupied terminal points

Drawings

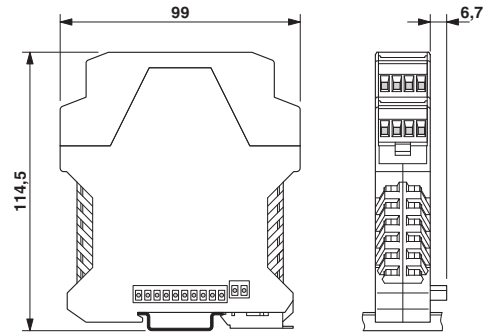
Electronic housing - ME 22,5 UT/FE BUS/10+2 BU - 2706768

Dimensioned drawing



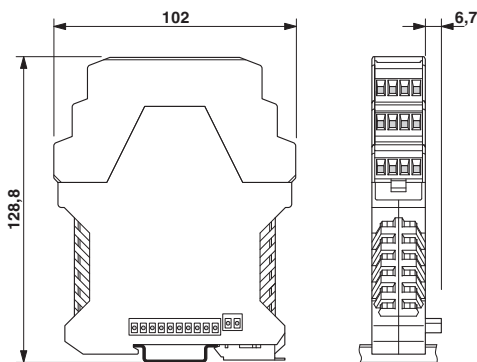
Dimensions of the electronics housing ME.../BUS 5+2 and ME.../BUS 10+2 with single-level upper part

Dimensioned drawing



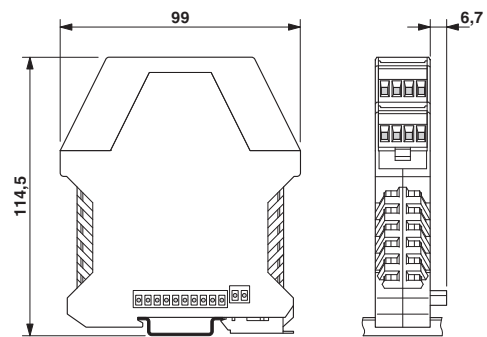
Dimensions of the electronics housing ME.../BUS 5+2 and ME.../BUS 10+2 with double-level upper part

Dimensioned drawing



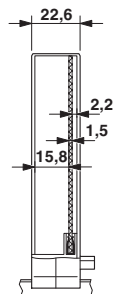
Dimensions of the electronics housing ME.../BUS 5+2 and ME.../BUS 10+2 with triple-level upper part

Dimensioned drawing



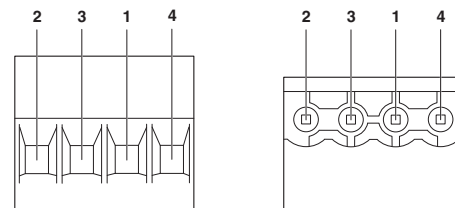
Dimensions of the electronics housing ME.../BUS 5+2 and ME.../BUS 10+2 with double-level upper part

Dimensioned drawing



Inner housing dimensions, electronic housing ME 22.5.../BUS 5+2 and ME 22.5.../BUS 10+2

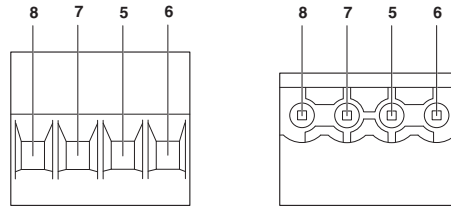
Schematic diagram



Pin assignment left

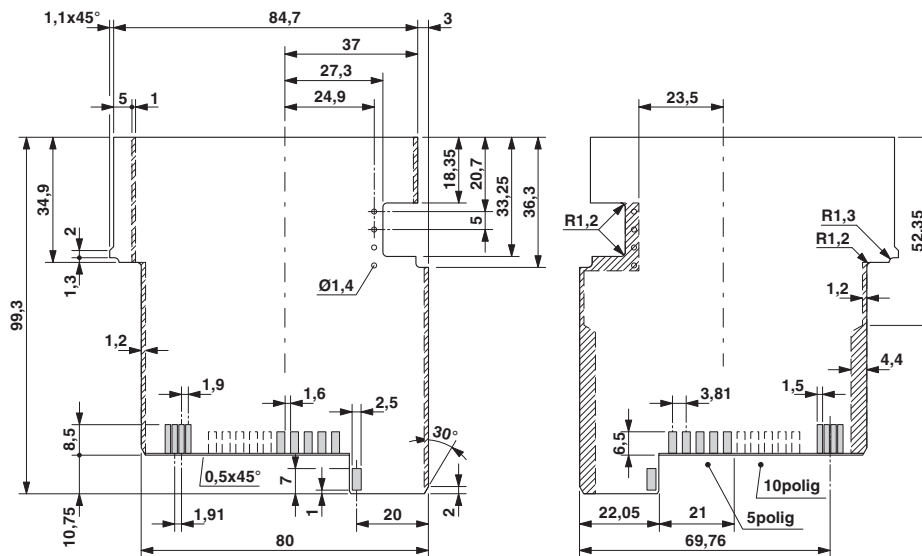
Electronic housing - ME 22,5 UT/FE BUS/10+2 BU - 2706768

Schematic diagram



Pin assignment right

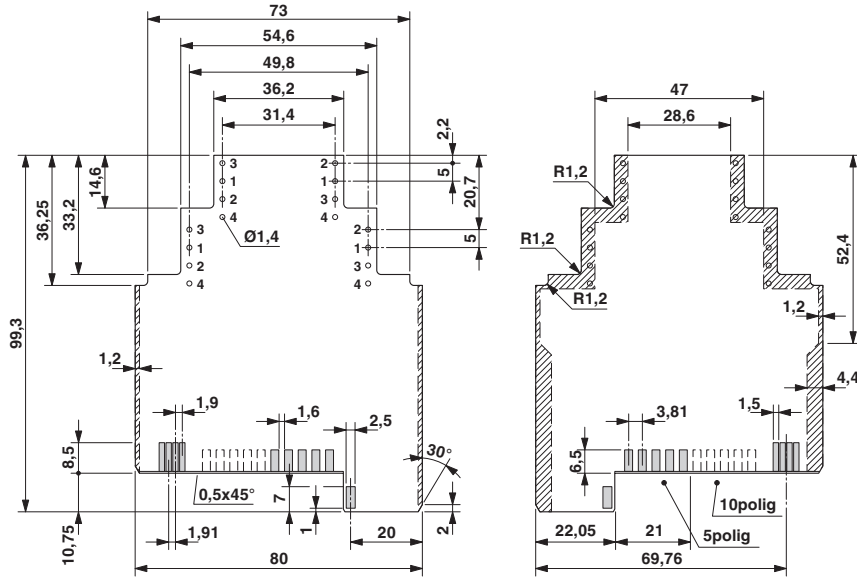
Dimensioned drawing



Dimensional drawing of the ME.../BUS 5+2 and ME.../BUS 10+2 printed circuit boards if the single-level upper part is used

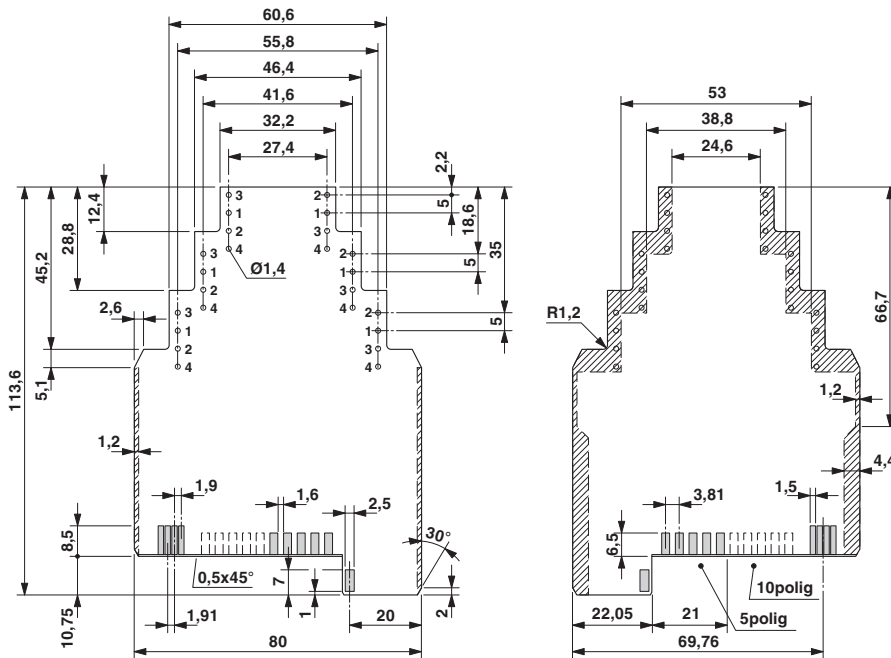
Electronic housing - ME 22,5 UT/FE BUS/10+2 BU - 2706768

Dimensioned drawing



Dimensional drawing of the ME.../BUS 5+2 and ME.../BUS 10+2 printed circuit boards if the double-level upper part is used

Dimensioned drawing



Dimensional drawing of the ME.../BUS 5+2 and ME.../BUS 10+2 printed circuit boards if the triple-level upper part is used

